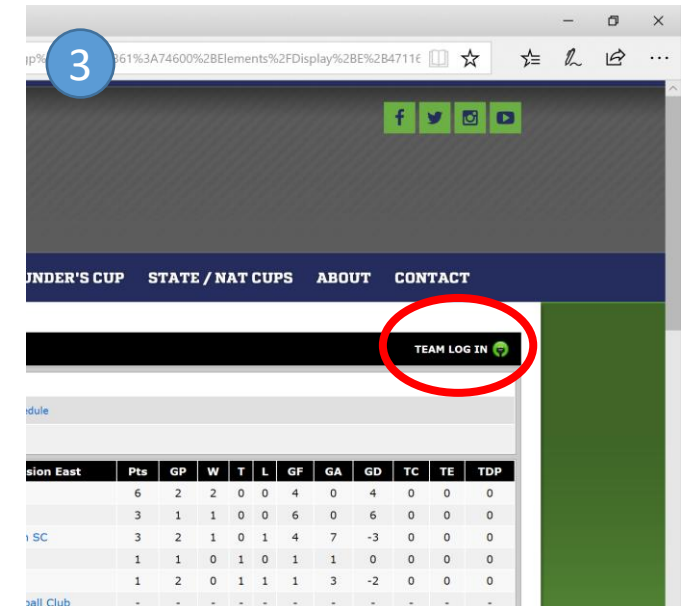
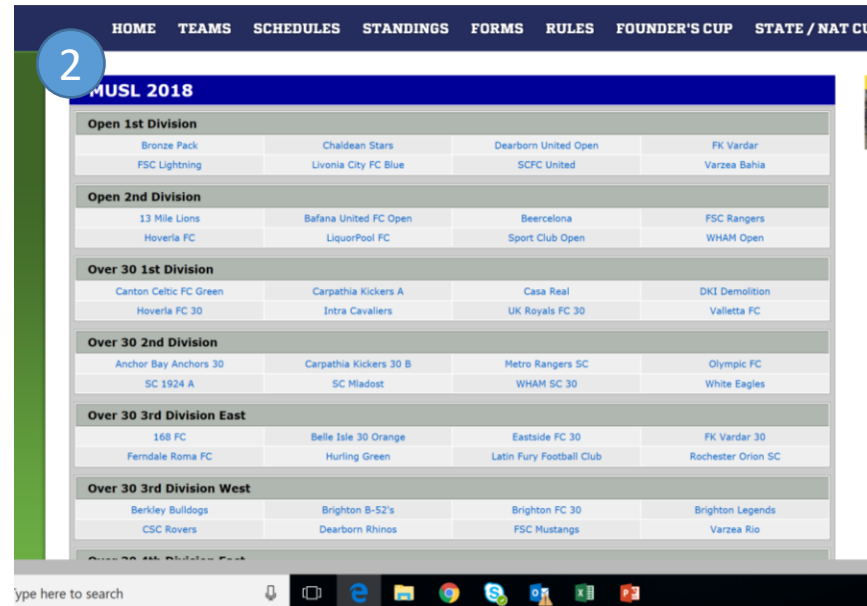



MUSL: Adding Players to Roster (Managers Only)

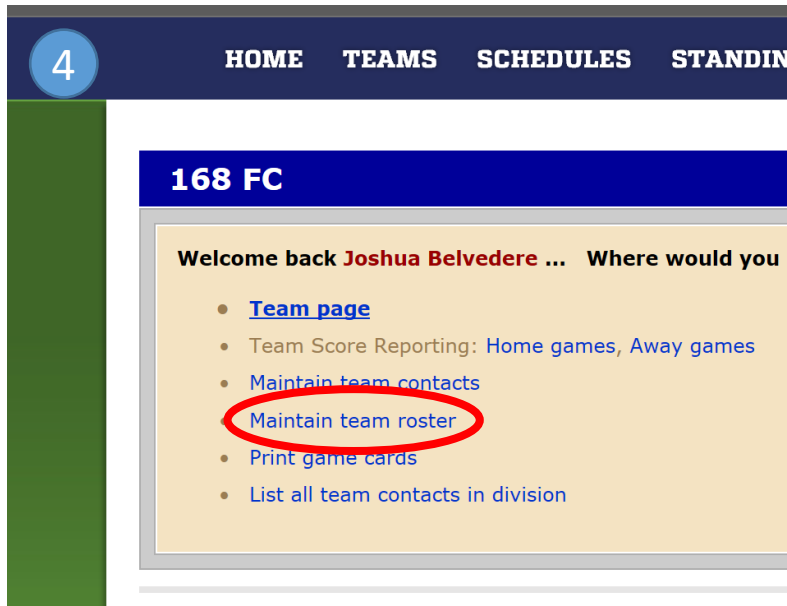
Players need to be added to the roster by the manager prior to completing registration:

- 1) Navigate to musl.net and click “Teams” in the upper toolbar
- 2) Find your team in the list and click on it
- 3) In the upper-right corner of your team page, click “Team Log In” and then sign in using your email address and pin



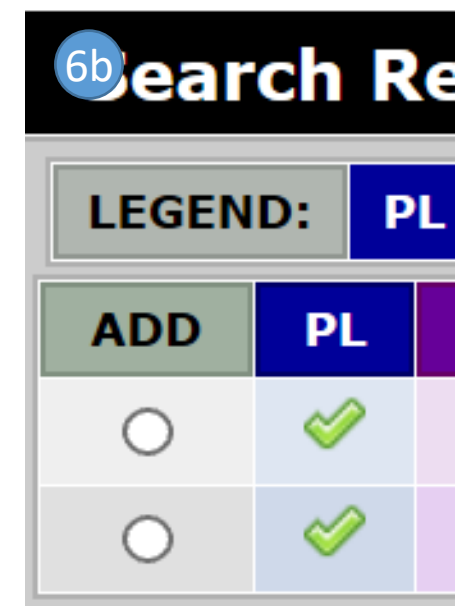
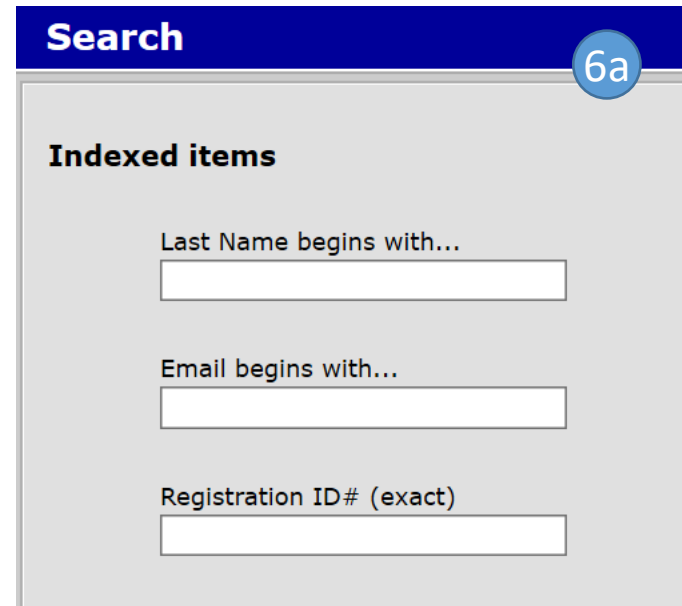
MUSL: Adding Players to Roster (Managers Only)

- 4) After successfully logging in, click on “Maintain team roster”
- 5) Select an option for adding a player
 - a) Add Returning Players: This option is generally not applicable, so please default to Option B
 - b) Add New Players: This option will be used for adding players who have played in the MUSL before as well as players who are brand new to the league



MUSL: Adding Players to Roster (Managers Only)

- 6) Search for an Existing Player: please begin on this step first, even if you believe the player has never been a part of the MUSL before
 - a) Search by “Last Name begins with...” for best results
 - b) If the player is found, highlight the bubble and click “Save”
- 7) If Step 6 yields no result, please continue on to “Create a NEW Player”



MUSL: Adding Players to Roster (Managers Only)

8) Create a New Player

- Fill in “First Name”, “Last Name”, “DOB”, and all other fields with an asterisk
- Submit a photograph and identification to registrar@musl.net
 - NOTE: The photograph is to be a headshot with a solid background – assume the same parameters as a Passport photo
- Complete the form by clicking “Save”
- The player will remain “Unapproved” until reviewed by the registrar; the player will not show up on a printed roster until the review is complete and payment has been submitted

Create a New Player ** Bafana United 30 Green - MUSL 2020 ** Team Home

8 ** PLAYER WILL REQUIRE LEAGUE APPROVAL BEFORE BEING MADE AVAILABLE **

** INDICATES REQUIRED FIELD*

First Name: <input type="text"/>	Last Name: <input type="text"/>	ID#: WILL BE ASSIGNED
Middle Name: <input type="text"/>	Nickname: <input type="text"/>	OLD#: <input type="text"/>
Street Address: * <input type="text"/>		Jersey#: <input type="text"/>
City: * <input type="text"/>	State: * <input type="text"/>	ZIP: * <input type="text"/>
Email: * <input type="text"/>	Phone: * <input type="text"/>	Position: <input type="text"/> 2nd: <input type="text"/>
PIN#: <input type="text"/>	Hide personal info from public: <input type="checkbox"/>	DOB: <input type="text"/> <input type="text"/> <input type="text"/>
Bio: <div style="border: 1px solid gray; padding: 5px;">Font Size B I U Source</div>		Gender: <input type="radio"/> Male <input type="radio"/> Female
		Height: <input type="text"/> ft <input type="text"/> in Weight: <input type="text"/>
		